



## Grammar Express

Units	Topics	Grammar Points	Text Types	Pages
1	Meeting new friends	<ul style="list-style-type: none"> <li>Capital letters</li> <li>Pronouns: I / you</li> </ul>	conversation	3
2	The super family	<ul style="list-style-type: none"> <li>Pronouns: He / She / We</li> <li>Verbs: am / is / are</li> <li>Punctuation</li> </ul>	comic	7
3	Listen carefully!	<ul style="list-style-type: none"> <li>Instructions</li> <li>Instructions: Don't</li> </ul>	story	11
Assessment 1 (Units 1–3)				15
4	Dad's workroom	<ul style="list-style-type: none"> <li>Nouns: singular / plural</li> <li>Verbs: have / has</li> <li>Verbs: have / has / am / is</li> </ul>	letter	19
5	Going to the zoo	<ul style="list-style-type: none"> <li>this / that / these / those</li> <li>Pronouns: It / They</li> </ul>	blog	23
6	Fun Day	<ul style="list-style-type: none"> <li>Adjectives</li> <li>Verbs: has / have / is / are</li> </ul>	riddles	27
Assessment 2 (Units 4–6)				31
Final Assessment (Units 1–6)				35



## Express Plus

Units	Topics	Grammar Points	Pages
1	Hello!	<ul style="list-style-type: none"> <li>Question words: What / How / How old</li> </ul>	2
2	My class	<ul style="list-style-type: none"> <li>Prepositions</li> </ul>	4
3	In the playground	<ul style="list-style-type: none"> <li>Question words: Who / What / How</li> </ul>	6
4	My house	<ul style="list-style-type: none"> <li>Articles: a / an / the</li> <li>There is / are</li> </ul>	8
5	My friends	<ul style="list-style-type: none"> <li>Possessive adjectives</li> </ul>	10
6	My neighbours	<ul style="list-style-type: none"> <li>Yes / No questions</li> </ul>	12
7	English Week	<ul style="list-style-type: none"> <li>can</li> </ul>	14



### 3 Listen carefully!

Date: \_\_\_\_\_

Sample




#### Grammar Hammer (3.1)

##### • Instructions

★ We give **instructions** to tell someone to do something.

**Give** the tea to me, please.



#### Intensive Practice

A. The children are playing a game. They must follow the instructions. Fill in the blanks with the correct words.

1




2



3



4



5



6



1. \_\_\_\_\_ up, please.
2. \_\_\_\_\_ the door, please.
3. \_\_\_\_\_ the blackboard, please.
4. \_\_\_\_\_ off the light, please.
5. \_\_\_\_\_ the window, please.
6. \_\_\_\_\_ up, please.

clean  
open  
close  
stand  
turn  
line

B. Tim and Tess are going home with Mum. However, Mum forgets to bring the key. Super Twins can help. Help Mum give instructions to them.

get lift clap climb go open



1. \_\_\_\_\_ your hands, Tess.
2. \_\_\_\_\_ Tess up, Tim.
3. \_\_\_\_\_ through the keyhole, Tess.
4. \_\_\_\_\_ down to the floor.
5. \_\_\_\_\_ the key.
6. \_\_\_\_\_



## Grammar Hammer (3.2)

### • Instructions: Don't



★ We use '**Don't**' (Do not) in instructions to tell someone **NOT** to do something.



## Intensive Practice

C. Tim, Tess and Mum are having lunch now. Complete what Mum says with 'Don't' and the help of the given words.

read

play

talk

write

stand

eat

sit

1. \_\_\_\_\_ with your chopsticks.



2. \_\_\_\_\_, please.

3. \_\_\_\_\_ on the chair.



4. \_\_\_\_\_ with your hands.

5. \_\_\_\_\_ when you are eating.





## Consolidation

story

D. It is homework time. What are Tim and Tess doing? Complete the story. Use 'Don't' where needed.

turn off      keep  
talk      copy      be

the TV      Tim's homework  
quiet      angry

It is homework time. Tim and Tess are watching TV. Mum says,

① ' \_\_\_\_\_ ,  
\_\_\_\_\_ ,



Tim and Tess go into the room to do homework. They are talking. Mum says, ② ' \_\_\_\_\_

③ \_\_\_\_\_ to each other.'

Oh no! Tess is copying Tim's homework. Mum says,

④ ' \_\_\_\_\_ ,

Mum is angry. Tim and Tess say, ⑤ ' \_\_\_\_\_ ,  
Mum.'







# Final Assessment

Date:

Marks:

Sample

A. Tim's family is watching a film. There are some naughty children in the cinema. What do Tim and his family say to them? Complete the sentences with the help of the given words. (12%@3%)

don't  
please

kick  
push

sit down  
keep quiet

1



2



3



4



1. \_\_\_\_\_, please.


2. \_\_\_\_\_, please.

3. \_\_\_\_\_, please.

4. \_\_\_\_\_, please.

B. Sue is the main character of the film. What does she look like? Fill in the blanks with the suitable adjectives. (10%@2%)

Sue has very ① \_\_\_\_\_ hair. She is ② \_\_\_\_\_ and ③ \_\_\_\_\_. She has a good friend called Jack. It is a mouse. It is ④ \_\_\_\_\_ but its feet are ⑤ \_\_\_\_\_.



**C. What is the film about? Rewrite the sentences and questions. Use the correct punctuation marks or capital letters where needed. (18%@3%)**


1. it is a nice day

\_\_\_\_\_




2. sue and jack are on a boat trip

\_\_\_\_\_



3. what can you see in the sea

\_\_\_\_\_



4. i can see a man

\_\_\_\_\_



5. i can help the man

\_\_\_\_\_

6. how can you help

\_\_\_\_\_

